

A green chalkboard with two pieces of pink chalk and some faint white chalk markings. The chalk is positioned in the lower-left quadrant. The background is a soft, out-of-focus green with some white chalk lines scattered across it.

A communicative approach for young learners

Introduction by: Jennifer Wilson

How do children learn?

- Touching
- Investigating
- Experimenting
- Enjoying themselves
- Moving
- Doing



The Rose Report




- Play based learning
- Systematic approach of phonics



How to create bi-literacy children

Teach the four main skills.

- Understanding
- Speaking
- Reading
- Writing



Infant education

- Communicative Approach
- Daily sessions
- Routines
- Songs and stories
- Teaching Chunks of language in context



Why we use songs in infants

- A real activity
- Comprehensive for children
- Opportunity for repetition
- Adaptable to any topic
- Memorable
- Fun, everyone likes to sing




Why we use stories in infants

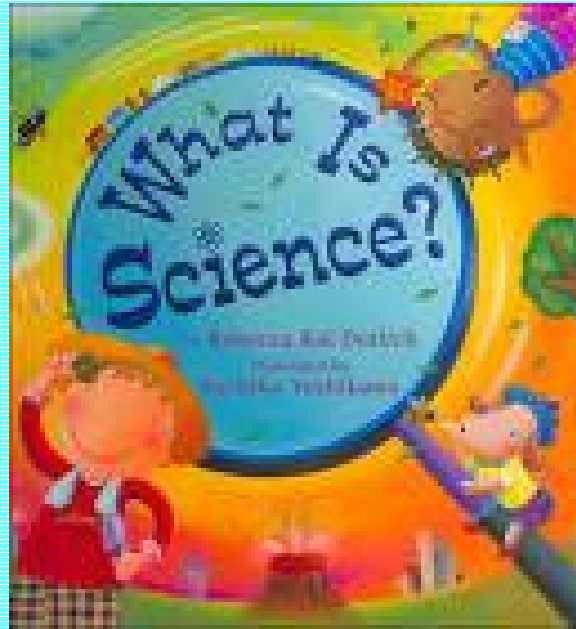
- They are authentic
- Contains language in a clear context
- Contains stress and rhythm
- Children can assimilate words and phrases
- Can involves the four skills
- Opportunity for masses of repetition
- Can take it home to share with others
- One whole thing done.

How to teach other subjects in English

- Select what we are going to teach.
- Walt and Wilf
- Clear objectives
- Language content



A cross curricular approach

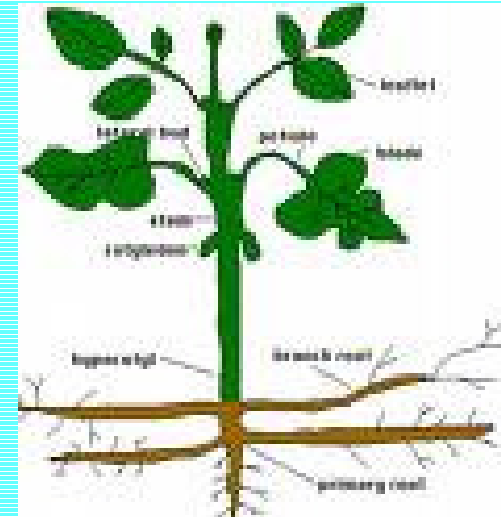


Aim to teach:

- Literacy
- Drama
- Art
- Music
- Knowledge and understanding of the world

The plant topic

- Concepts
- Music
- Art and craft
- Literacy
- Science
- Maths
- Drama





Thank you so much for coming!

jenniferwilson22@yahoo.es